

# STITCH PEOPLE'S GUIDE TO WIDER CHARACTER DESIGNS

BY STITCH PEOPLE


## **PLEASE READ THE FOLLOWING NOTE FROM LIZZY DABCZYNSKI-BEAN, THE DESIGNER OF STITCH PEOPLE**

I developed Stitch People to fit into a specific stylistic mold. This mold keeps each Stitch Person character at the same width, with the exception of children-sized characters. This decision was NOT made with body-shaming in mind. Rather, this was a stylistic choice to seek to portray the likeness of characters through their hairstyle, clothing style, coloring of various elements, and proximity to other characters.


To visualize this stylistic choice, think about the characters from the classic ride at Disneyland or Walt Disney World, "it's a small world." As you travel through this ride, you come across hundreds of singing and dancing statuettes that are all the same size and shape, but represent their specific nationality, race, and culture through their hairstyles, clothing styles, skin/hair/clothing coloring, and proximity to each other within the ride.

Regardless, some folks still feel the desire or need to portray their Stitch People characters in a more realistic way. This often relates to body size. If you wish to design your Stitch People to be wider, you may refer to the patterns here to do so in a way that is still congruent with the Stitch People style.


Best of luck,  
Lizzy Dabczynski-Bean




TYPICAL WIDTH CHARACTER  
30 SQUARES TALL




MEDIUM WIDTH CHARACTER  
30 SQUARES TALL




LARGEST WIDTH CHARACTER  
30 SQUARES TALL



TYPICAL WIDTH CHARACTER  
33 SQUARES TALL



MEDIUM WIDTH CHARACTER  
33 SQUARES TALL



LARGEST WIDTH CHARACTER  
33 SQUARES TALL